

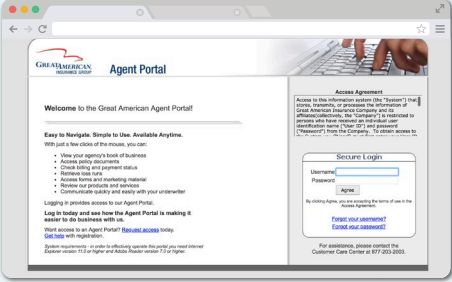
The GAIG Agent Portal

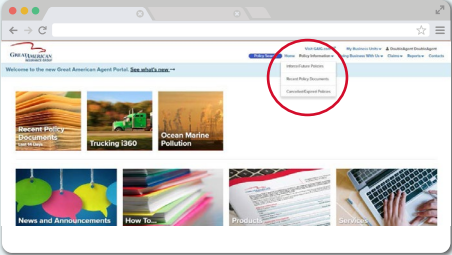
Everything you need at your fingertips.

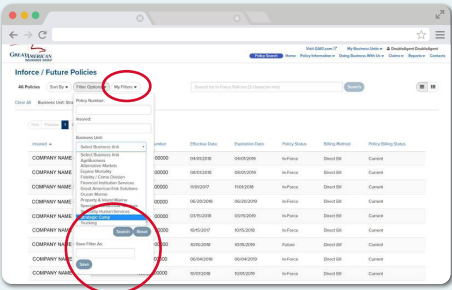
Log in today at AgentPortal.GAIG.com to get started!

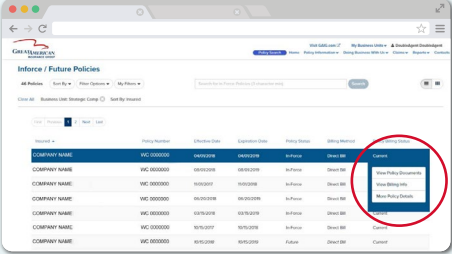
The Great American Insurance Group Agent Portal allows appointed agents and brokers to access their policy information for any participating business unit. Logging in to AgentPortal.GAIG.com will bring you to our new one-stop portal. Review policy information, check billing status, make payments, **Online Quoting and Policy Issuance** of select commercial crime business and more!

Let's take a brief look at what you'll find in the portal.

- 

1 Visit AgentPortal.GAIG.com and enter your Username and Password. **If you write business with other Great American companies/ Divisions, your single sign-on will work for all of your Great American business!** If you do not yet have access to the Portal, click Request Access. If you've forgotten your username or password, click the links provided to look them up and/or reset them.
- 

2 Once you've logged in, your personal landing page will appear, featuring **News and Announcements, How To, Products and Services** across the bottom. Your view at the top will look different than this, depending whether you write other business with Great American. To view policies, select what you would like to view from the dropdown menu. For our purposes, we will select **Inforce**.
- 

3 Across the top, you can sort by any of the categories shown, and filter by the business units with whom you have policies. You can save the filter for future use and name it what you would like; then, you can access it during future searches and filters under the **My Filters** toggle at the top.
- 

4 When you click on a policy, you'll be able to choose whether to view **Policy Documents, Billing Info or More Policy Details**. Policy Documents and Details provide all of the billing and policy documents associated with that policy. So you will always have all policy documents and correspondence right at your fingertips!

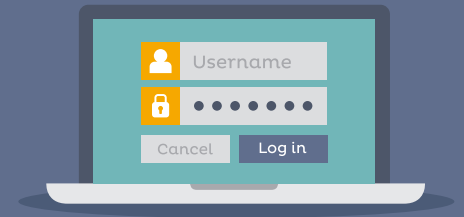
The agent portal was designed with your needs in mind and offers simple navigation and an easy way for you to obtain policy documents and information. As an added benefit, the portal provides a single workspace for all of your Great American appointments in one spot, eliminating the need to log into several business units' sites.

Log in today to get started! Please contact your Account Executive for assistance or additional information. AgentPortal.GAIG.com

Click. Quote. Bind!

Fidelity / Crime Division Online Quoter

Ready to get started? Log in today at AgentPortal.GAIG.com.



Get a Quote

- Start by logging in to the Great American Insurance Group Agent Portal at AgentPortal.GAIG.com
- Click on the **Get Started With** on the Fidelity / Crime tile.



- Select your Agency
- Enter the applicant's **Account Information** in which the Insured is located.

TIP: Please be mindful of the required fields.

- Click on the **Line of Business** and enter the general information for the account you would like to quote.
 - ERISA
 - Crime
- Enter the **Additional Information** and all pertinent internal controls.

TIP: Select **Refer to Underwriter** from the **More Actions** dropdown if assistance is required.

- Select the **Primary Business Category** from the dropdown and enter the **Nature of Operations** for the predominate business or activity.

TIP: Please be mindful of the required fields.

- Enter the remaining information and select additional **Forms** from the dropdown by clicking **Add New**.

TIP: Select the form from the dropdown and click **Add**. Repeat for multiple form selections.

- Click **Quote Letter** under **Documents** on the **Policy Summary** page to preview the quote proposal.

TIP: Review a copy of the Specimen Policy for accuracy. Please provide a specimen of the policy to the Named Insured along with the Quote Letter.

Complete the Application*

- Simply select the **Prefilled Application** under **Documents** on the **Policy Summary** page to download the application. The application is a required component and must be reviewed for accuracy prior to being signed and dated by the Named Insured. A fully executed, signed and dated copy of the application must be uploaded to the **Attachment File Uploader** before the policy can be issued.

TIP: Previously entered information is pre-populated. If changes are necessary, please revisit the corresponding page within the left navigation. Save and continue to Policy Summary to review the pre-filled application.

- Click **Issue** to bind coverage and proceed with policy issuance. The policy documents will be emailed to you directly.

To register, please visit: AgentPortal.GAIG.com and click **Request Access**.

*NOTICE TO APPLICANTS: Any person who knowingly and with intent to defraud any insurance company or other person files an application for insurance containing any false information, or conceals for the purpose of misleading, information concerning any fact material thereto, commits a fraudulent insurance act, which is a crime.

Agent Portal may not be available at all times. By accessing the Agent Portal, you agree to abide by any terms, conditions or usage guidelines provided. In the U.S.: policies are written by Great American Insurance Company, Great American Insurance Company of New York, Great American Alliance Insurance Company, Great American Security Insurance Company, authorized insurers in all 50 states and the D.C. and having their address at 301 E. Fourth Street, Cincinnati, OH 45202. In Canada: policies are underwritten by Great American Insurance Company, a foreign insurer authorized to insure risks in all Canadian Provinces and Territories. The Chief Agency of the Canadian of Great American Insurance Company is located at Scotia Plaza, Suite 2100, 40 King Street West, Toronto, Ontario M5H 3C2. ©2019 Great American Insurance Company. All rights reserved. 5582-FIC (01/19)

