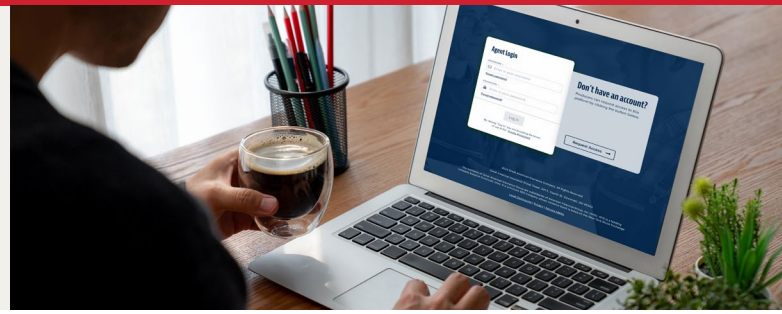


Great American Agent Portal

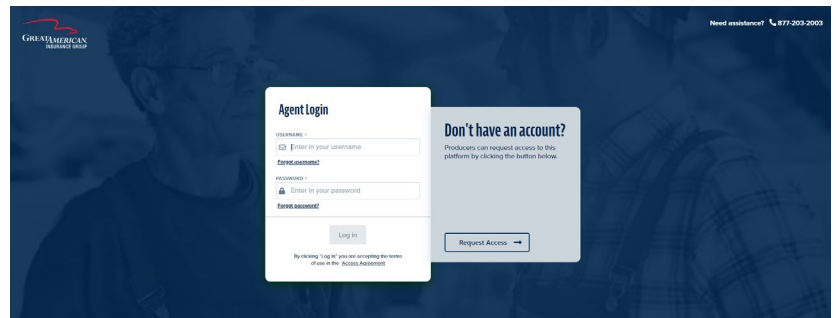
Everything you need, right at your fingertips.



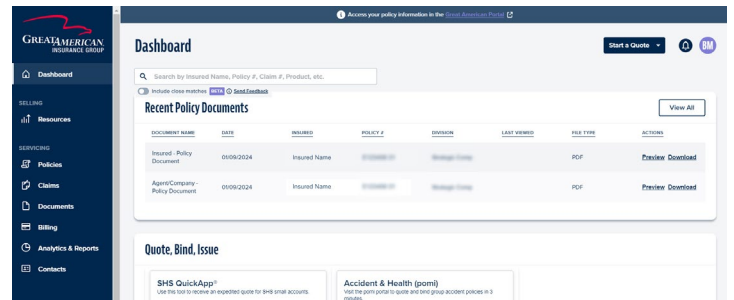
Log into the **Great American Agent Portal** to review policy information, start a claim, check billing status, make payments and more!

Let's take a brief look at what you'll find in the portal.

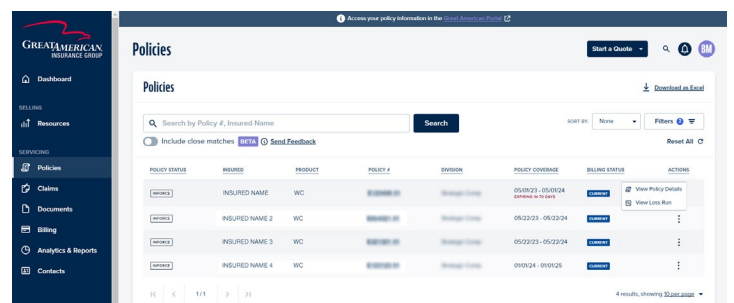
1. Visit AgentPortal.gaig.com and log in with your Agent Portal credentials or reset your password. The portal is best viewed in Google Chrome or Microsoft Edge browsers. **If you write business with multiple Great American divisions, your single sign-on will work for all of your Great American business!** If you do not yet have access to the Portal, click Request Access.



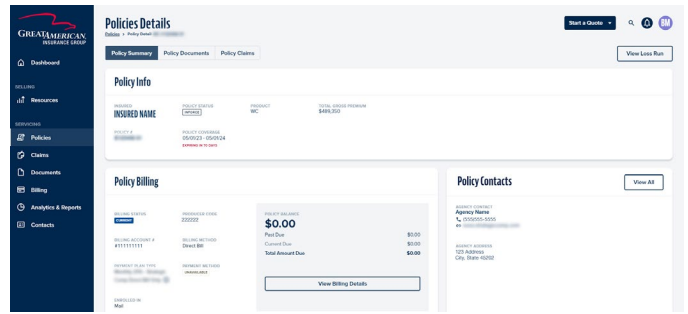
2. Once you've logged in, you'll have access to your **Dashboard**, where depending upon your access, you'll see a list of recent policy documents and, if applicable, links to quote, bind and issue business with the Great American divisions you work with.



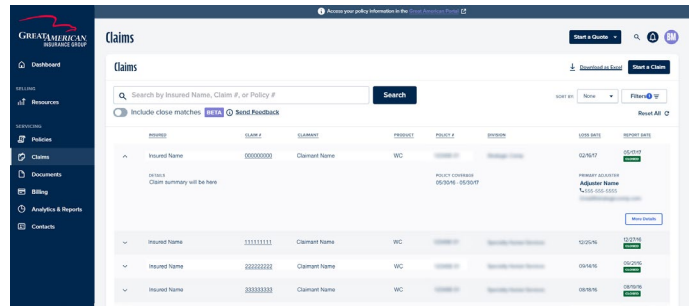
3. The main **Policies** page will list all the policies you have access to view, even if expired or cancelled. By clicking on the three vertical dots to the right of the Billing Status, you can view Policy Details, Invoices, Loss Runs and Billing Details.



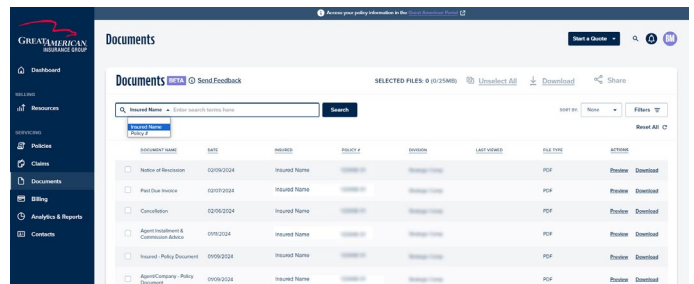
4. When you click on the **Policies Details** page, you'll be able to see a summary of the policy, policy documents, and recent claims for the policy. Additionally, you'll find Policy Billing details, which are also accessible via the left navigation.



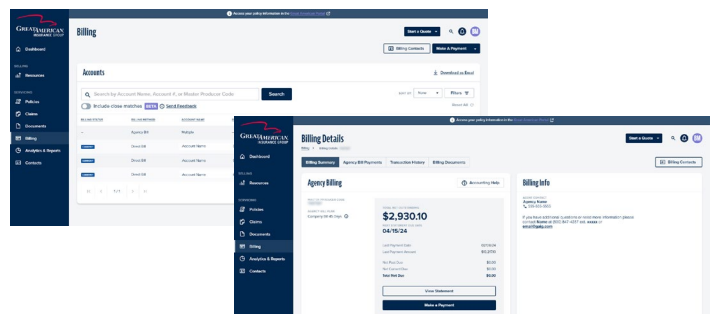
5. On the **Claims** page, you can see a high-level overview of claims information. For each claim, you can expand the row to see more details on loss description, policy coverage dates, primary adjuster and feature information. Additionally, you can click on Download as Excel to export your entire list of claims into one easy to read spreadsheet.



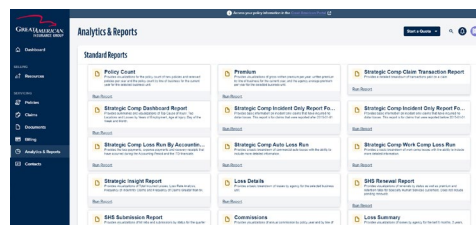
6. **Documents** provides you with quick and easy access to policy documents that you and your insureds need. You can view the document online or download, and all documents are searchable by insured name and policy number. Use the search, sort and filter functionality to find the documents you need!



7. Whether Agency Bill or Direct Bill, easily access policy billing details and documents through the **Billing** section.



8. Find the reports you need in **Analytics & Reports**. Please note, your view will vary based on what policies you write with Great American.



Visit AgentPortal.gaug.com any time to see your Great American business easily, quickly and clearly! If you need help, a variety of quick cards can be found in the **Resources** section of the portal.

