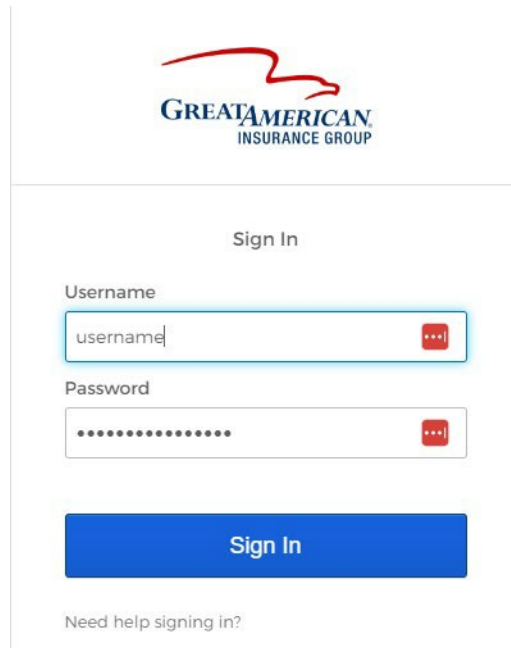


## Okta User MFA Guide

Okta allows multi-factor authentication for Applications when signing into GAIG®.

Enter your GAIG Login Information:



Sign In

Username

username

Password



.....

Sign In

[Need help signing in?](#)

To use the multifactor Authentication, you will See: email verification.

## Email Authentication

Get a verification email



Send a verification email to **a\*\*\*4@gaig.com** by clicking on "Send me an email".

**Send me an email**

[Verify with something else](#)  
[Back to sign in](#)

Select Email Authentication.

Select Enter the code.



Verify with your email

We sent an email to **a\*\*\*4@gaig.com**. Click the verification link in your email to continue or enter the code below.

[Enter a verification code instead](#)

[Verify with something else](#)  
[Back to sign in](#)

You will receive an email providing a code from Okta, enter the code.

Verify with your email

We sent an email to **a\*\*\*4@gaig.com**. Click the verification link in your email to continue or enter the code below.

Enter Code

**Verify**

[Verify with something else](#)  
[Back to sign in](#)

After entering the code, select verify to complete the process.